

Unlock the Secrets of Fabric Selection for Dynamic Quilts

A Comprehensive Guide to Choosing the Perfect Fabrics for Your Next Quilting Project

Are you ready to elevate your quilting skills and create truly dynamic and eye-catching quilts? The key to unlocking the secrets of stunning quilt designs lies in the careful selection of fabrics. In this comprehensive guide, we will delve into the world of fabric selection, providing you with expert insights and practical tips to help you make informed choices that will transform your quilting projects.

Understanding Fabric Basics

Before diving into the intricacies of fabric selection, let's establish a solid foundation by understanding some fundamental fabric properties.



Colorific: Unlock the Secrets of Fabric Selection for Dynamic Quilts by Pam Goecke Dinndorf

★★★★☆ 4.4 out of 5

Language : English
File size : 13339 KB
Text-to-Speech : Enabled
Screen Reader : Supported
Enhanced typesetting : Enabled
Print length : 64 pages

FREE

DOWNLOAD E-BOOK



- **Fiber Content:** Fabrics are primarily made from natural fibers (e.g., cotton, linen, wool) or synthetic fibers (e.g., polyester, nylon, rayon). Each fiber type possesses unique characteristics that impact the fabric's drape, texture, and durability.
- **Weave Type:** The way fibers are interwoven determines the weave pattern, which can vary from plain weave to twill weave, sateen weave, and more. Different weave types create distinct surface textures and affect the fabric's weight and drape.
- **Weight:** Fabric weight is measured in ounces per square yard (oz/yd²) and ranges from lightweight to heavyweight. Lighter fabrics are more sheer and drapery, while heavier fabrics are more opaque and structured.
- **Color and Pattern:** The color and pattern of a fabric are crucial elements to consider. They can evoke emotions, create optical illusions, and enhance the overall design aesthetic of your quilt.

Choosing Fabrics for Dynamic Quilts

Dynamic quilts are characterized by their vibrancy, movement, and visual interest. To achieve these qualities, careful attention must be paid to fabric selection.

1. Explore Texture and Pattern



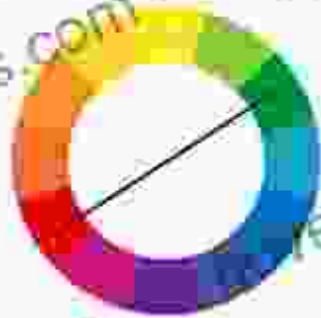
Texture and pattern can add depth and dimension to your quilt. Experiment with different fabrics, such as textured weaves, embossed prints, or metallic accents. Consider combining printed and solid fabrics to create visual contrast.

2. Play with Color

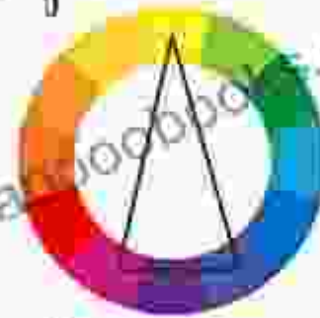
Colour relationships



Analogous



Complementary



Split complementary



Triad



Tetrad



Polyads

www.nesberryisland.com

Color is a powerful tool in quilt design. Use a color wheel to create harmonious color combinations or explore complementary color schemes for bolder effects. Consider the value (lightness or darkness) and saturation (intensity) of colors to achieve dynamic effects.

3. Pay Attention to Scale



The scale of prints and patterns should be carefully considered. Large-scale prints can create a dramatic statement, while smaller-scale prints can add intricacy and detail. Mix and match fabrics of different scales to create visual interest.

4. Consider Practicality



While aesthetics are important, practicality should not be overlooked. Choose fabrics that are suitable for the intended use of your quilt. For quilts that will be frequently washed, select colorfast fabrics that won't fade or bleed.

Expert Tips for Quilt Fabric Selection

- **Start with a Plan:** Before purchasing fabrics, create a design plan that outlines the desired colors, patterns, and fabrics. This will help you stay focused and avoid impulse Free Downloads.
- **Gather Inspiration:** Look at quilt magazines, online resources, and fabric stores for inspiration. Collect fabric swatches or take photos to help you visualize your design.

- **Test Washable Fabrics:** If you plan to wash your quilt, pre-wash the fabrics to ensure they don't shrink or bleed. Iron the fabrics before cutting to reduce distortion.
- **Consider Quilt Size:** The size of your quilt will influence the amount of fabric you need. Calculate the fabric yardage carefully, adding a buffer for seam allowances and shrinkage.
- **Don't Be Afraid to Experiment:** Quilting is a creative process. Don't be afraid to experiment with different fabric combinations and design ideas. Your unique vision will shine through.

Unlocking the secrets of fabric selection is a journey that leads to dynamic and stunning quilts. By understanding fabric basics, exploring texture and pattern, playing with color, and considering practical factors, you can make informed choices that will elevate your quilting skills to new heights. Embrace the possibilities, experiment with confidence, and create quilts that are truly works of art.




Colorific: Unlock the Secrets of Fabric Selection for Dynamic Quilts by Pam Goecke Dinndorf

★★★★☆ 4.4 out of 5

Language : English
File size : 13339 KB
Text-to-Speech : Enabled
Screen Reader : Supported
Enhanced typesetting : Enabled
Print length : 64 pages





Unlocking the Intricate Nexus: The Globalization and the Environment Reader

In an era marked by rapid globalization, the intricate relationship between human activities and the environment has become increasingly apparent. 'The...



Last Summer at the Golden Hotel: A Captivating Journey of Mystery, Romance, and Redemption

Synopsis: A Transformative Summer at the Golden Hotel Step into the heart of Last Summer at the Golden Hotel, a captivating novel that unveils the transformative...