


Single Jigs, Double Jigs, Slip Jigs: A Comprehensive Guide to Irish Traditional Music



Irish traditional music is a rich and diverse genre that spans centuries. It encompasses a wide variety of instruments, rhythms, and melodies, and its

influence can be heard in music around the world.



The Big Green Book Of Irish Music, Vol. 1: Single Jigs, Double Jigs & Slip Jigs by Tim Pettingale

★★★★☆ 4.2 out of 5

Language : English

File size : 2665 KB

Screen Reader: Supported

Print length : 123 pages

Lending : Enabled



One of the most distinctive features of Irish traditional music is its use of jigs. Jigs are lively, upbeat dance tunes that are typically played in 6/8 time. They come in a variety of forms, including single jigs, double jigs, and slip jigs.

In this comprehensive guide, we will explore the world of jigs, from their history and origins to their various forms and techniques. We will also provide you with tips on how to play jigs and how to incorporate them into your own music.

History of Jigs

The origins of jigs can be traced back to the 16th century. They are thought to have originated in Ireland, but they quickly spread to other parts of Europe. Jigs were originally danced by couples, and they were often used as a way to celebrate special occasions.

Over time, jigs evolved into a more complex form of music. They began to be played by solo musicians, and they were often used as a way to express personal emotions. Jigs also became popular in the theater, and they were often used in plays and musicals.

Forms of Jigs

There are many different forms of jigs, but the three most common are single jigs, double jigs, and slip jigs.

Single Jigs

Single jigs are the most basic form of jig. They are played in 6/8 time and consist of two parts, each of which is eight measures long. The first part is typically played in the key of the tonic, while the second part is played in the key of the dominant.

Double Jigs

Double jigs are more complex than single jigs. They are played in 6/8 time and consist of two parts, each of which is 16 measures long. The first part is typically played in the key of the tonic, while the second part is played in the key of the dominant.

Slip Jigs

Slip jigs are the most complex form of jig. They are played in 9/8 time and consist of three parts, each of which is four measures long. The first part is typically played in the key of the tonic, the second part is played in the key of the dominant, and the third part is played in the key of the relative minor.

How to Play Jigs

If you are a beginner, we recommend that you start by learning how to play single jigs. Once you have mastered the basics, you can move on to double jigs and slip jigs.

To play a jig, you will need to use a fiddle, a banjo, or a mandolin. You will also need to learn how to use a bow.

Once you have the necessary equipment, you can begin to learn how to play a jig. The first step is to learn the basic rhythm. The rhythm of a jig is typically played as follows:

1 2 3 4 5 6

Once you have mastered the basic rhythm, you can begin to learn how to play the melody. The melody of a jig is typically played using the following notes:

D E F# G A B C# D

Once you have learned the basic rhythm and melody, you can begin to practice playing jigs. You can find many free online resources that can help you learn how to play jigs.

Tips for Playing Jigs

Here are a few tips for playing jigs:

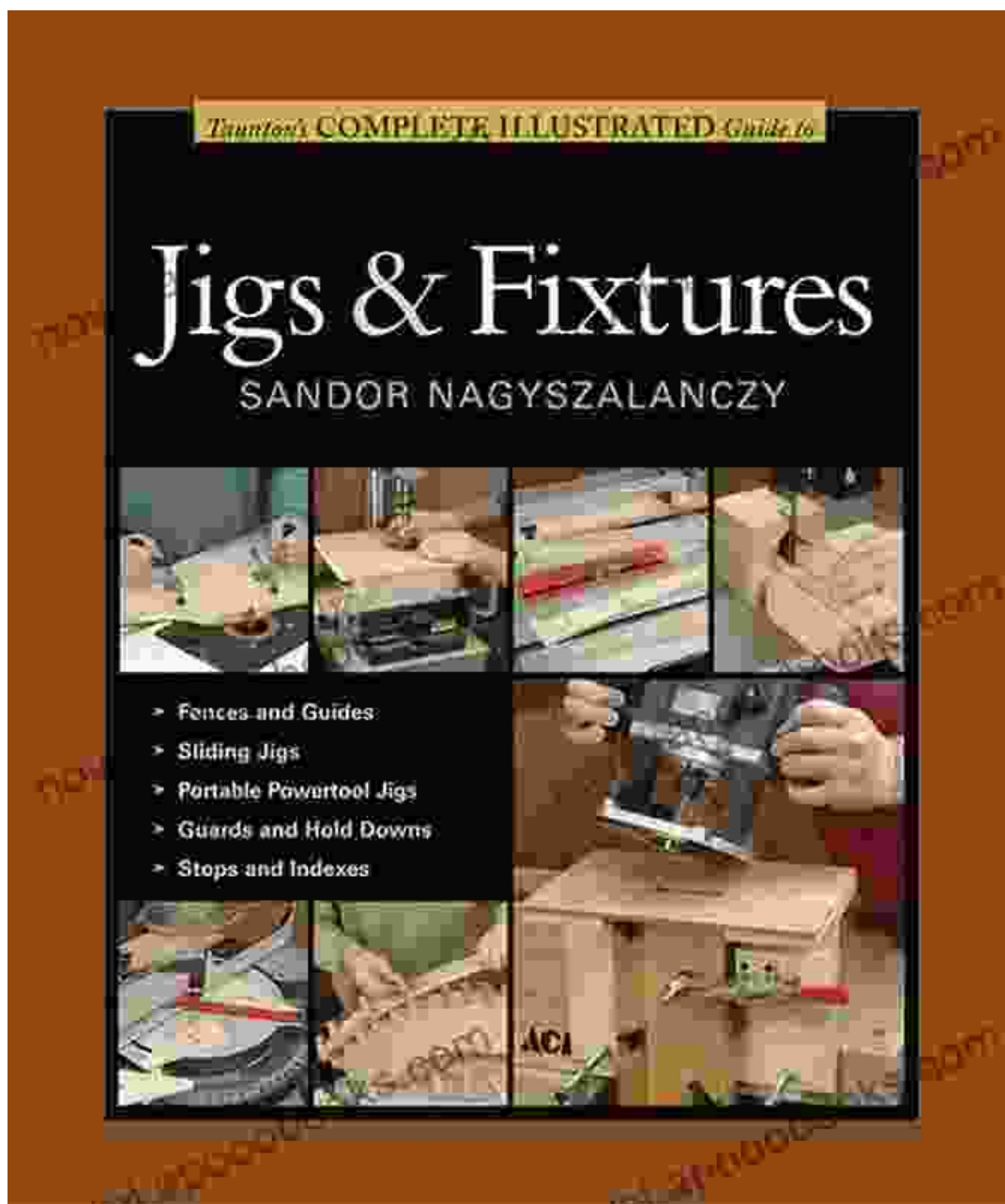
- Use a light touch when you are playing the strings. This will help you to produce a clear and crisp sound.

- Use your bow to create a smooth and even sound. Avoid using too much pressure, as this can cause the strings to squeak.
- Pay attention to the rhythm of the jig. The rhythm is the foundation of the music, so it is important to play it correctly.
- Practice regularly. The more you practice, the better you will become at playing jigs.

Jigs are a beautiful and versatile form of music. They can be used to express a wide range of emotions, from joy to sorrow. If you are a musician, we encourage you to learn how to play jigs. It is a rewarding experience, and it will open up a whole new world of music for you.

To learn more about jigs, we recommend that you Free Download a copy of our book, *Single Jigs, Double Jigs, Slip Jigs*. This comprehensive guide will teach you everything you need to know about jigs, from their history and origins to their various forms and techniques.

[Click here to Free Download your copy today!](#)



- > Fences and Guides
- > Sliding Jigs
- > Portable Power-tool Jigs
- > Guards and Hold Downs
- > Stops and Indexes



The Big Green Book Of Irish Music, Vol. 1: Single Jigs, Double Jigs & Slip Jigs by Tim Pettingale

★★★★☆ 4.2 out of 5

Language : English

File size : 2665 KB


Screen Reader : Supported

Print length : 123 pages

Lending : Enabled

FREE

DOWNLOAD E-BOOK



Unlocking the Intricate Nexus: The Globalization and the Environment Reader

In an era marked by rapid globalization, the intricate relationship between human activities and the environment has become increasingly apparent. 'The...



Last Summer at the Golden Hotel: A Captivating Journey of Mystery, Romance, and Redemption

Synopsis: A Transformative Summer at the Golden Hotel Step into the heart of Last Summer at the Golden Hotel, a captivating novel that unveils the transformative...